


SFROBOTS™ CYBERNETIC SECURITY ROBOTS

Motion Sensor

Light-Up Alert
and Armed Modes



Secret Code
Required to
Enter Room

4 Light-Up Arms
POP Out in
Intruder Alert Mode

ROOM GUARDIAN PROGRAMMABLE GUARDIAN ROBOT

Item # 68404 Ages 6+

Requires: 3 AAA (1.5V) batteries (not included).

Adult assembly required.

1 Have an adult open the battery door on the back of Room Guardian with a Phillips head screwdriver (not included) and insert 3 "AAA" batteries (not included). Then replace the battery door and securely fasten with screw.

2 Have an adult assist you in marking a good location with a pencil (not included), to hang Room Guardian on your bedroom door. Peel off the hook's adhesive back and press it firmly onto the marked spot on the door. (Tip: Hang it at your child's approximate height for his/her easy access, and in the middle part of the door)

Note: Once adhesive is placed, it will not be able to be used again. For removal, avoid damage by using your fingernail to peel up the edge of the adhesive. Gently and slowly pull across to the other side until it fully releases. Do NOT pull from the hook area.

3 Next, turn on your Room Guardian by moving the power switch on the back to the ON position.



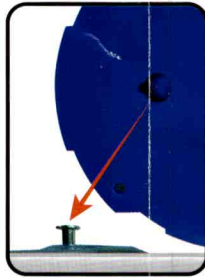

4 Hang your Room Guardian onto the hook with the hole provided on the back.

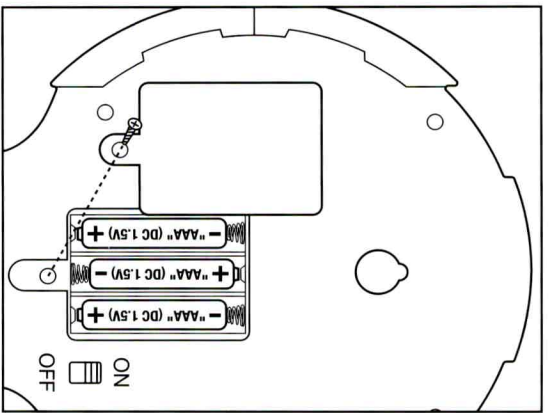
5 Set up your secret 4-digit passcode by pressing any 4 red buttons in the order you choose. This will set your secret passcode. When the code is set, Room Guardian will play its start-up sounds which let you know it is activated and now in security mode!

6 When Room Guardian is triggered by someone who moves in front of it, its 4 arms will pop out, warning sirens will sound, and it will say "ENTER ACCESS CODE". If that person knows your secret code, he/she can enter it and will hear "ACCESS GRANTED". If the wrong code is entered, it will loudly repeat "INTRUDER" and screaming sirens will alert you!

7 Room Guardian will automatically go back into security mode. The arms will remain open unless you want to turn the power off and press them back in. To activate it again, move the power switch back to the ON position.

8 Note: Every time you power up your Room Guardian from the OFF position, you must set up a secret passcode. You can reuse the secret passcode you used previously or create a new one. To preserve Room Guardian's battery life, when off-duty switch the power to the OFF position.





Requires 3 x AAA Batteries. (Batteries not included).

- Alkaline batteries recommended.
- Rechargeable batteries must only be recharged under adult supervision.
- Rechargeable batteries must be removed from the toy before recharging.
- Non-rechargeable batteries must not be recharged.
- Different types of batteries, or new and used batteries must not be mixed.
- Only batteries of the same or equivalent type as recommended should be used.
- Batteries should be replaced by an adult.
- Batteries must be inserted following the correct polarity.
- Exhausted batteries should be removed from the product.
- The supply terminals must not be short-circuited.
- Batteries should be removed from the product when not in use.
- Do not dispose of batteries in fire.

1.5V 3 x AAA



CHARACTER

www.character-online.co.uk

Imported by:
Character Options Ltd.,
 Lees Brook Mill, Lees Road,
 Lees, Oldham OL4 5JL UK
 Customer Service Department
 Tel No: **01 61 633 9808**
 Made in China

PROXY A/S
 GOTHERSGADE 14, 3RD FLOOR DK-1123
 COPENHAGEN K, DENMARK
www.proxyas.com

RECYCLING OUR PRODUCTS

All our product and packaging is designed with easy and safe recycling in mind. For information on the **National Recycling Strategy** and the recycling logo on the pack or product please visit www.Recycle-Here.co.uk - where you will find the answers to your 'K' recycling questions.

WARNING: This toy produces flashes that may trigger epilepsy in sensitized individuals.

Item: SpyBots Room Guardian
Item Number: 68404
Age Grader: 6 years plus



WARNING: CHOKING HAZARD.

Not suitable for children under 36 months. Choking hazard (small parts). Please remove all packaging attachments before giving this product to a child. Please use discretion if making purchases for children younger than the age recommended on this package. At the end of the useful life of this product do not dispose in normal household waste. Check with your local authority or responsible disposal centre and submit to the collection point for the recovery and recycling of electrical and electronic equipment. Product specifications, colour and contents may vary from those illustrated.

IMPORTANT: Please retain packaging/instructions and purchase details for future reference as they contain important information.



0-3
CE UKA UKA